



Product Features:

Thermal protector: Single phase
Insulation: F
Protection: IP55

Working conditions:

Medium temperature:

Low temperature: -20~+70°C

Standard model: +15~+70°C

High temperature: +70~+104°C

Environmental temperature: ≤50°C

CVL-1 Vertical Pump Spec Sheet

- ☆ Stainless steel pump housing.
- ☆ Aluminum powder coated base plate
- ☆ Stainless steel impeller.



Coastal Water Filters, Inc.
435 23rd St NW
Naples, FL 34120
P: 239-398-0967

www.coastalwaterfilters.com
info@coastalwaterfilters.com



技术参数列表
Technical parameter list

50Hz

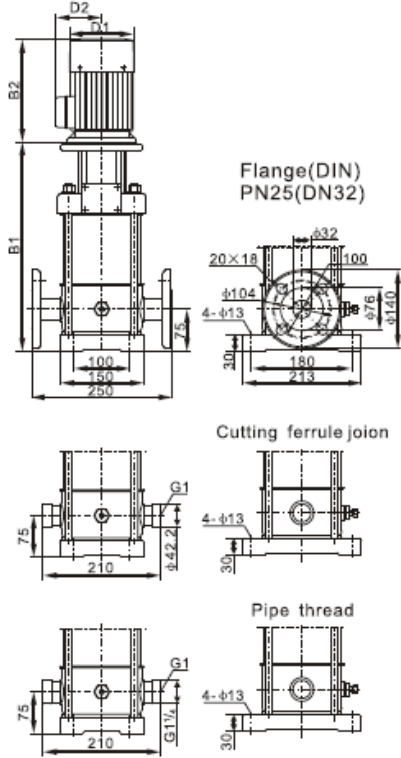
Model	CNP Model	Power P ₂ (kW)	Q (m ³ /h)	0.4	0.6	0.8	1.0	1.2	1.4	1.6	1.8	2.0	2.2
CVL1-2	CDLF1-2	0.37	H (m)	12	11.8	11.5	11.2	11	10.5	9.8	9.2	8.5	7.8
CVL1-3	CDLF1-3	0.37		17.5	17	16.8	16.5	16	15.5	14	13.5	12	10.5
CVL1-4	CDLF1-4	0.37		23.5	23	22.5	22	21	20.5	18.5	18	16.5	14
CVL1-5	CDLF1-5	0.37		29	28.5	28	27.5	26.5	26	24	23	20.5	17.5
CVL1-6	CDLF1-6	0.37		35	34.5	34	33	32	31	28	27	25	22
CVL1-7	CDLF1-7	0.37		41	40	39	38.5	37	35	33	32	29	25
CVL1-8	CDLF1-8	0.55		46.5	46	45.5	44	42	40	38	36	33	29
CVL1-9	CDLF1-9	0.55		52	51.5	51	49.5	47.5	46	44	41	37	34
CVL1-10	CDLF1-10	0.55		58	57.5	57	56	54	52	48	46	41.5	37
CVL1-11	CDLF1-11	0.55		65	63	62.5	61	59	56	54	50	46	40
CVL1-12	CDLF1-12	0.75		70	69	68	66	64	62	58	55	49	43
CVL1-13	CDLF1-13	0.75		75	74.5	74	72	69	66	63	59	54	47
CVL1-15	CDLF1-15	0.75		87	86	85	84	80.5	77	72	68	62	53
CVL1-17	CDLF1-17	1.1		99	97.5	97	95	91	87	81.5	70	69	59
CVL1-19	CDLF1-19	1.1		110.5	109	108	106	101	97	91	86	78	66
CVL1-21	CDLF1-21	1.1		122	120.5	119.5	116	112	108	101	95	86	73
CVL1-23	CDLF1-23	1.1		135	132.5	130	126	122	117	111	104	94	80
CVL1-25	CDLF1-25	1.5		147	144	141	138	133	128	121	114	103	87
CVL1-27	CDLF1-27	1.5		158	156	154	150	144	138	130	121	112	96
CVL1-30	CDLF1-30	1.5		175	173	171	166	160	154	145	136	124	108
CVL1-33	CDLF1-33	2.2		193	191	188	183	176	170	160	150	136	120
CVL1-36	CDLF1-36	2.2		212	209	205	200	192	184	174	164	150	133

60Hz

Model	CNP Model	Power P ₂ (kW)	Q (m ³ /h)	0.8	1.0	1.2	1.4	1.6	1.8	2.0	2.2	2.4	2.7
CVL1-2	CDLF1-2	0.37	H (m)	17	16.7	16.5	16	15	14.5	13.5	13	12	10
CVL1-3	CDLF1-3	0.37		25.5	25	24.5	23.5	22.5	22	20	19.5	18	15
CVL1-4	CDLF1-4	0.37		34	33	32.5	31.5	30	29	27	26	24	20
CVL1-5	CDLF1-5	0.55		42.5	41.5	40.5	40	37.5	36	34	32.5	30	25
CVL1-6	CDLF1-6	0.55		51	50	49	47.5	45	44	41	39	36	30
CVL1-7	CDLF1-7	0.75		59.5	58	57	55	52.5	51	47	45.5	42	35
CVL1-8	CDLF1-8	0.75		68	66.5	65	63	60	58	54	52	48	40
CVL1-9	CDLF1-9	0.75		76.5	75	73	71	67.5	65	61	58.5	54	45
CVL1-10	CDLF1-10	1.1		85	83	81	79	75	73	68	65	60	50
CVL1-11	CDLF1-11	1.1		93.5	91.5	90	87	82.5	80	75	71.5	66	55
CVL1-12	CDLF1-12	1.1		102	100	98	95	90	88	82	78	72	60
CVL1-13	CDLF1-13	1.1		110	108	106	103	97.5	95	88	84.5	78	65
CVL1-15	CDLF1-15	1.5		127	125	122	119	112	109	102	97	90	75
CVL1-17	CDLF1-17	1.5		144	142	139	135	127	124	115	110	102	85
CVL1-19	CDLF1-19	2.2		161	158	155	150	142	138	129	123	114	95
CVL1-21	CDLF1-21	2.2		178	175	171	166	157	153	143	136	126	105
CVL1-23	CDLF1-23	2.2		195	192	188	182	172	168	156	149	138	115
CVL1-25	CDLF1-25	2.2		212	208	204	198	187	182	170	162	150	125
CVL1-27	CDLF1-27	3.0		230	225	220	214	202	197	183	175	162	135

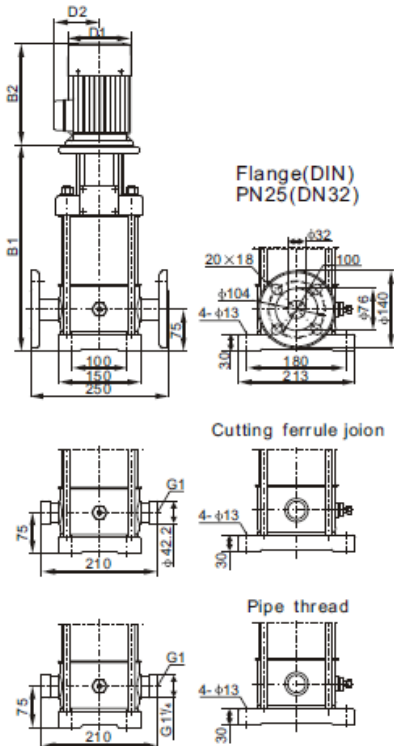
安装外形图 Overall dimension

50Hz



泵型号 Model	尺寸/Dimensions(mm)					重量 Weight (kg)
	B1	B2	B1+B2	D1	D2	
CVL1-2	272	205	477	133	126	19
CVL1-3	290	205	495	133	126	19
CVL1-4	308	205	513	133	126	20
CVL1-5	326	205	531	133	126	20
CVL1-6	344	205	549	133	126	20
CVL1-7	362	205	567	133	126	21
CVL1-8	380	205	585	133	126	21
CVL1-9	398	205	603	133	126	22
CVL1-10	416	205	621	133	126	23
CVL1-11	434	205	639	133	126	24
CVL1-12	452	205	657	133	126	25
CVL1-13	470	205	675	133	126	26
CVL1-15	506	205	711	133	126	27
CVL1-17	550	241	791	154	134	30
CVL1-19	586	241	827	154	134	1
CVL1-21	622	241	863	154	134	32
CVL1-23	658	241	899	154	134	33
CVL1-25	694	296	990	170	116	39
CVL1-27	730	296	1026	170	116	40
CVL1-30	784	296	1080	170	116	41
CVL1-33	848	296	1144	170	116	44
CVL1-36	902	296	1198	170	116	45

60Hz

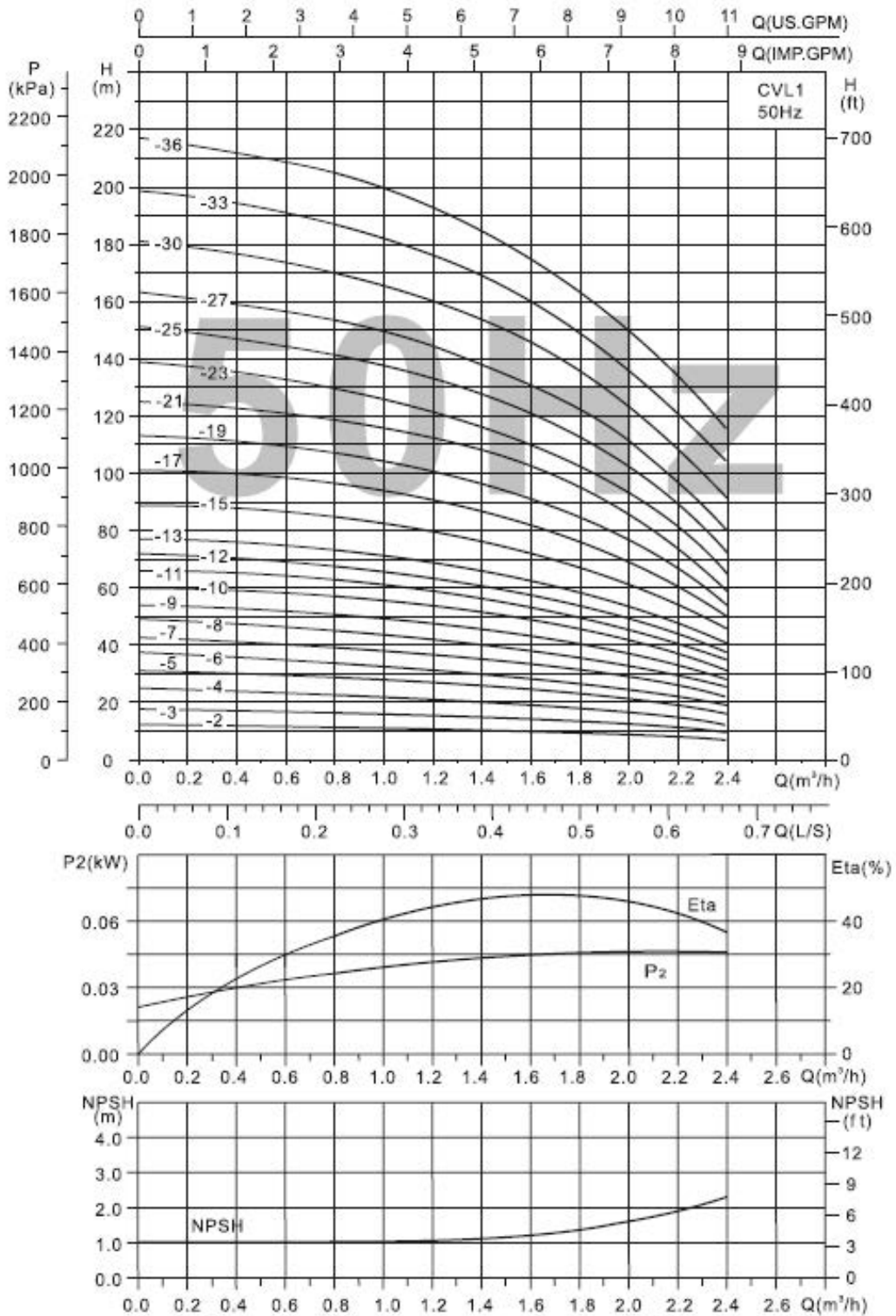


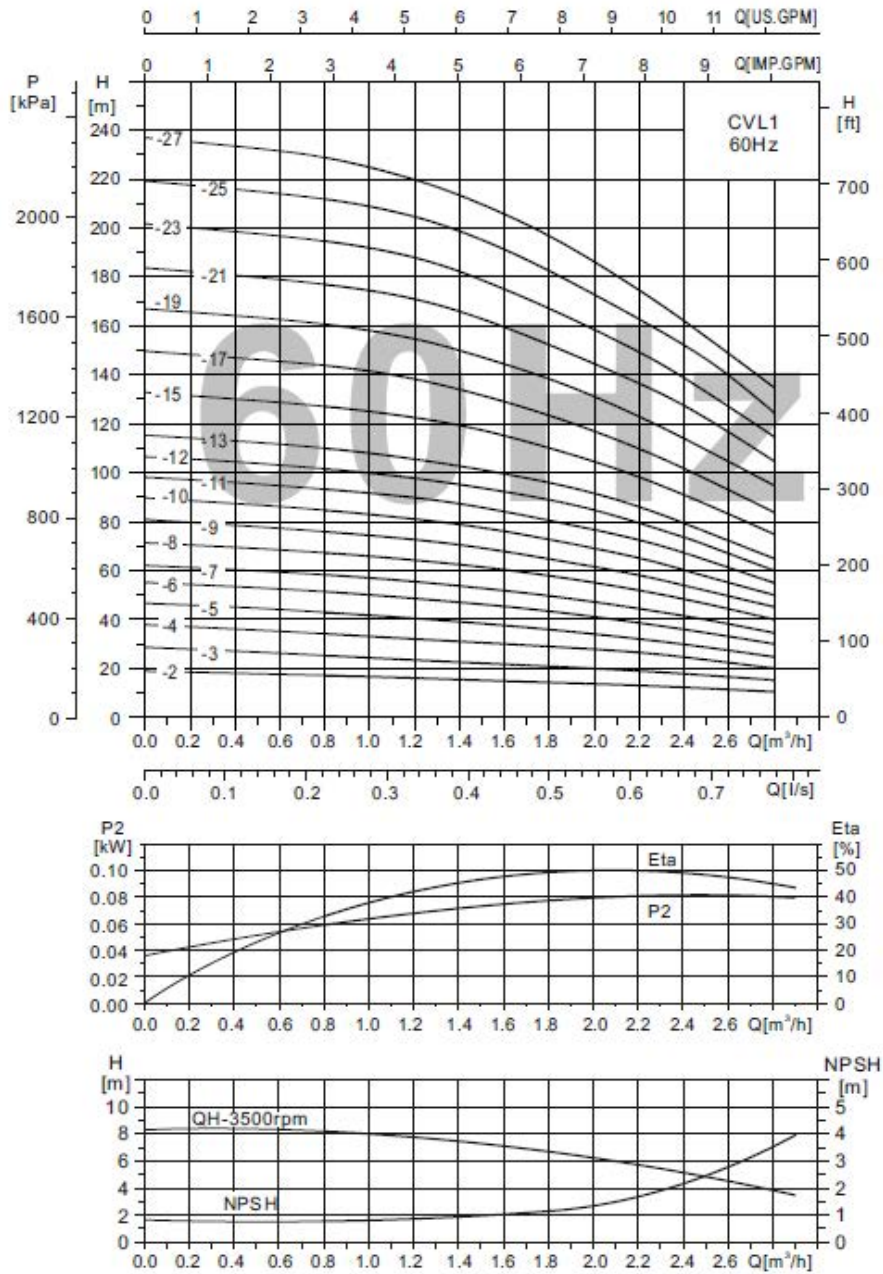
Model	Dimensions(mm)					Weight (kg)
	B1	B2	B1+B2	D1	D2	
CVL1-2	272	205	477	133	126	19
CVL1-3	290	205	495	133	126	19
CVL1-4	308	205	513	133	126	20
CVL1-5	326	205	531	133	126	20
CVL1-6	344	205	549	133	126	20
CVL1-7	362	205	567	133	126	21
CVL1-8	380	205	585	133	126	21
CVL1-9	398	205	603	133	126	22
CVL1-10	424	241	665	154	134	25
CVL1-11	442	241	683	154	134	25
CVL1-12	460	241	701	154	134	27
CVL1-13	478	241	719	154	134	27
CVL1-15	524	296	820	154	134	28
CVL1-17	560	296	856	154	134	28
CVL1-19	596	296	892	170	116	32
CVL1-21	632	296	928	170	116	34
CVL1-23	668	296	964	170	116	38
CVL1-25	704	296	1000	170	116	40
CVL1-27	740	296	1036	170	116	42



性能曲线

Performance curves





产品应用
Product applications



空调、冷却系统
Air-condition or cooling system



工业清洗
Industrial washing



楼层增压供水
Floors of pressurized water supply



Coastal Water Filters, Inc.
435 23rd St NW
Naples, FL 34120
P: 239-398-0967

www.coastalwaterfilters.com
info@coastalwaterfilters.com



产品爆炸图
Exploded view

序号 NO.	名称 Name
1	底座 Base
2	双头螺栓 Two-head bolt
3	泵壳组件 Pump housing component
4	防尘盖 Dust cap
5	放水阀组件 Drain valve assembly
6	O形圈 O-Ring
7	O形圈 O-Ring
8	外筒 Housing
9	进水段 Inlet section
10	锁紧螺母 Locked Nut
11	弹簧垫圈 Spring washer
12	叶轮压套 Impeller Fix Ring
13	叶轮 Impeller
14	短轴套 Short sleeve
15	轴承套 Bearing sleeve
16	带轴承中段 Diffusor with bearing
17	长轴套 Long sleeve
18	中段体组件 Middle section
19	卡环座 Snap-ring seat
20	卡环 Snap-ring
21	出水段 Outlet Section
22	转轴 Pump shaft
23	弹性圈 Elastic ring
24	机械密封 Mechanical Seal
25	泵盖组件 Pump cover assembling
26	放气阀 Release valve
27	O形圈 O-Ring
28	密封压盖 Gland
29	马达座 Motor base
30	平垫圈 Washer

序号 NO.	名称 Name
31	六角头螺母 Hexagonal Nut
32	防护盖 Protective cover
33	十字头盘头螺钉、弹簧垫圈和平垫组合件 Cross recessed pan head screw and washer assemblies
34	圆柱销 Cylindrical pin
35	联轴器 Coupling
36	内六角圆柱头螺钉 Hexagon socket head cap screw
37	六角头螺栓 Hexagonal bolt
38	电机 Motor

